

# Rings & Brackets



*Brass and Wood  
Cornice Pole Rings*



*Brass and Wood  
Cornice Pole Brackets*

# WOOD and BRASS CORNICE POLE RINGS and BRACKETS

## CORNICE POLE RINGS

- ◆ We recommend 12 rings per METRE (4 rings per foot) for PENCIL Pleat Headings
- ◆ We recommend 10 rings per METRE (3 rings per foot) and an additional 2 rings for PINCH Pleat Headings
- ◆ Ring diameters are approximately 13mm ( $\frac{1}{2}$ " ) GREATER in diameter than the pole (i.e. 38mm pole = 51mm rings)

## BRACKETS

- ◆ Bracket Projection is from the WALL to the BACK of the POLE
- ◆ Wood brackets are made from BEECH or ASH
- ◆ Fixing screws are supplied with ALL BRACKETS, when supplied with complete pole sets and pelmet boards fitted with curtain tracks. (The Woodscrews supplied, when used in conjunction with the correct wall plugs are suitable for fixing into WOOD, MASONRY and SOLID FIXTURES ONLY - consult your hardware store for other specialist fixing products)
- ◆ Wood Cup brackets are supplied with METAL fixing plates
- ◆ Adjustable Brass Brackets EXTEND from 100mm to 150mm (4" - 6")
- ◆ Adjustable Wood Brackets have a MAXIMUM extension of 200mm (8")
- ◆ BRASS and IRON Brackets can be made to your specific requirements. Drawings or templates are requested to avoid misunderstandings.
- ◆ PROJECTIONS and BACKPLATES can be altered on Brass and Iron Brackets
- ◆ Brass DOUBLE POLE uplift brackets can be fabricated to your specification - see [page D25](#) for details
- ✓ To clean SOLID BRASS, simply use a dry dusting cloth to wipe it. DO NOT use any chemical cleaners



*With in house welding and brazing facilities, Brass and Iron products, like brackets, swing arms and embraces can be fabricated to your specific requirements. Here we see a brass double pole bracket being brazed by our skilled technician.*

# BRASS CORNICE POLE RINGS

*Brass Rings*

- ◆ All Brass rings can be finished in Burnished, Antique, Distressed, Light or Dark Bronze, Gun Metal, Armour Bright, Satin or Polished Chrome, Satin or Polished Copper, or Satin, Polished or Black Nickel
- ◆ All Brass rings are POLISHED and LACQUERED

## 5866 SOLID BRASS RING

Stock Unit EACH

8mm Wall Thickness - Solid

*Dimensions*      *Suitable for*

586651    67mm x 51mm    38mm (1½") pole

586663    79mm x 63mm    51mm (2") pole

586676    88mm x 77mm    63mm (2½") pole



## 2210 BRASS RING

Stock Unit EACH

8mm Wall Thickness - Hollow

*Dimensions*      *Suitable for*

221032    48mm x 32mm    19mm (¾") pole

221038    54mm x 38mm    25mm (1") pole

221044    60mm x 44mm    32mm (1¼") pole

221051    67mm x 51mm    38mm (1½") pole

221063    79mm x 63mm    51mm (2") pole



## 4447 BRASS RING

Stock Unit EACH

10mm Wall Thickness - Hollow

*Dimensions*      *Suitable for*

444751    71mm x 51mm    38mm (1½") pole

444763    83mm x 63mm    51mm (2") pole

444776    96mm x 76mm    63mm (2½") pole

444789    109mm x 89mm    76mm (3") pole

## 5866 SOLID BRASS "C" RING

Stock Unit EACH

8mm Wall Thickness - Solid

*Dimensions*      *Suitable for*

586651    67mm x 51mm    38mm (1½") pole

586663    79mm x 63mm    51mm (2") pole

586676    88mm x 77mm    63mm (2½") pole

- ◆ Specifically designed for use on Bay Window poles where extra supports are needed for one pair of curtains
- ◆ Ring has a neat cut away section allowing it to pass smoothly over support see [page D24](#) for further details



# WOOD CORNICE POLE RINGS

*Wood Rings*

- ◆ All Wood rings can be Stained, Painted or Gilded
- ◆ Available in ASH, BEECH or SOLID OAK with Brass Eye



## 1195A SOLID ASH Wood Ring - with Brass Eye

Stock Unit EACH

	Dimensions	Suitable for
1195A51	75mm x 51mm	38mm (1½") pole
1195A63	95mm x 67mm	51mm (2") pole
1195A76	110mm x 79mm	63mm (2½") pole
1195A89	128mm x 88mm	76mm (3") pole

## 1195 BEECH Wood Ring - with Brass Eye

Stock Unit EACH

	Dimensions	Suitable for
119538	56mm x 38mm	25mm (1") pole
119551	75mm x 51mm	38mm (1½") pole
119563	95mm x 67mm	51mm (2") pole
119576	110mm x 79mm	63mm (2½") pole
119589	128mm x 88mm	76mm (3") pole



## 1295 REEDED BEECH Wood Ring - with Brass Eye

Stock Unit EACH

	Dimensions	Suitable for
129563	95mm x 67mm	51mm (2") pole
129576	110mm x 79mm	63mm (2½") pole



- ◆ Reeded Wood Rings look stunning when highlighted – as shown here stained Walnut with Antique Silver Leaf detailing

# BRASS BRACKETS - STANDARD PROJECTION

## Brass Brackets

- ◆ All Brackets are SOLID BRASS, POLISHED and LACQUERED
- ◆ All Brass Brackets can be finished in Burnished, Antique, Distressed, Light or Dark Bronze, Gun Metal, Armour Bright, Satin or Polished Chrome; Satin or Polished Copper; Satin, Polished or Black Nickel; and can be Painted or Gilded
- ◆ Pole secured by turning of front rosette

### 94 END BRACKET

Stock Unit PAIR or EACH

Available for	Woodscrew gauge	No. of fixing Holes	Projection
19mm	6g	3	25mm
25mm	8g	3	32mm
32mm	8g	3	30mm
38mm	8g	3	39mm
51mm	8g	3	34mm
63mm	10g	3	47mm
76mm	10g	3	49mm

diameter poles



### 1494 CENTRE BRACKET

Stock Unit EACH

Available for	Woodscrew gauge	No. of fixing holes	Projection	Back Plate Dimensions Width x Depth
19mm	6g	2	25mm	61mm x 36.5mm
25mm	8g	2	32mm	61mm x 36.5mm
32mm	8g	3	30mm	84mm x 45mm
38mm	8g	3	39mm	84mm x 45mm
51mm	8g	4	34mm	101mm x 50mm
63mm	10g	4	47mm	101mm x 50mm
76mm	10g	4	49mm	101mm x 50mm

diameter poles



- ◆ End and Centre Brackets in Antique Brass, Polished Chrome and Satin Nickel for 38mm, 51mm and 63mm diameter poles are available ex stock. (Please note our stock Antique Brass DOES NOT match our Plated Made to Measure Antique Brass)
- ◆ Unlacquered Brass is supplied as Polished Brass but not lacquered. Please note that oxidisation and the aging process to a dull finish will take at least 4 years or more



- ◆ All Brass Brackets and Sockets can be painted or finished in any of our specialist finishes including Silver or Gold Leaf, Antique Silver or Gold Leaf, Antique Cream or White, Crackle Glaze and Distressed Mahogany



# BRASS BRACKETS - EXTRA PROJECTION

- ◆ All Brackets are SOLID BRASS, POLISHED and LACQUERED
- ◆ All Brass Brackets can be finished in Burnished, Antique, Distressed, Light or Dark Bronze, Gun Metal, Armour Bright, Satin or Polished Chrome; Satin or Polished Copper; Satin, Polished or Black Nickel; and can be Painted or Gilded
- ◆ Pole secured by turning of front rosette
- ◆ Brackets have an EXTRA projection for use with deeper pleated curtains



## 098xxE EXTRA PROJECTION END BRACKET

Stock Unit	PAIR or EACH	Available for	Woodscrew gauge	No. of Fixing Holes	Projection
		38mm	10g	3	61mm
		51mm	10g	3	57mm

diameter poles



## 098xxC EXTRA PROJECTION CENTRE BRACKET

Stock Unit	EACH	Available for	Woodscrew gauge	No. of Fixing Holes	Projection	Back Plate Dimensions Width x Depth
		38mm	10g	3	61mm	84mm x 45mm
		51mm	10g	4	57mm	101mm x 50mm

diameter poles



- ◆ 098 End Brackets feature a unique slot - for more accurate adjustment of curtain drop



- ◆ 38mm and 51mm Extra Projection Centre OVERCLIP brackets are also available – see [page D19](#) for full details

# BRASS BRACKETS - EXTENDABLE

## Brass Brackets

- ◆ All Brackets are SOLID BRASS, POLISHED and LACQUERED
- ◆ All Brass Brackets can be finished in Burnished, Antique, Distressed, Light or Dark Bronze, Gun Metal, Armour Bright, Satin or Polished Chrome; Satin, Polished or Black Nickel; and can be Painted or Gilded
- ◆ Brackets extend from 100mm to 150mm
- ◆ Easy to adjust. Simply loosen retaining screws and EXTEND to desired position and re-tighten screws

### 54 EXTENDABLE END BRACKET

Stock Unit	PAIR or EACH	Available for	Woodscrew gauge	No. of fixing holes
		38mm	10g	4
		51mm	10g	4
		63mm	10g	4
		diameter poles		

- ◆ Back plate dimensions 168mm x 20mm



### 73 EXTENDABLE CENTRE BRACKET

Stock Unit	EACH	Available for	Woodscrew gauge	No. of fixing holes
		38mm	10g	3
		51mm	10g	3
		63mm	10g	3
		diameter poles		

- ◆ Back plate dimensions 102mm x 52mm



### 721EXT EXTENDABLE END OVERCLIP BRACKET

Stock Unit	EACH	Available for	Woodscrew gauge	No. of fixing holes
		38mm	10g	4
		51mm	10g	4
		63mm	10g	4
		diameter poles		

- ◆ Back plate dimensions 168mm x 20mm
- ◆ Can be used as an alternative support to the no.54 on Brass or Wood Railway Poles
- ◆ Fits over pole. Bracket aperture opened or closed by turning the "thumbscrew"



### 1721EXT EXTENDABLE CENTRE OVERCLIP BRACKET

Stock Unit	EACH	Available for	Woodscrew gauge	No. of fixing holes
		38mm	10g	4
		51mm	10g	4
		63mm	10g	4
		diameter poles		

- ◆ Back plate dimensions 102mm x 52mm
- ◆ Specifically designed as a centre support on Wood or Brass Railway poles
- ◆ Fits over pole. Bracket aperture opened or closed by turning the "thumbscrew"
- ◆ Allows uninterrupted running of the gliders



# WOOD BRACKETS

- ◆ All Wood Brackets can be Stained, Painted or Gilded
- ◆ Over 70 STANDARD stains and paints
- ◆ Pole secured by nipping screw – supplied, hole located on underside of Cup
- ◆ Available in ASH, BEECH or SOLID OAK



## 61 CUP BRACKET - BEECH

## 61A CUP BRACKET - ASH

Stock Unit EACH

Available for	Woodscrew gauge	No. of fixing holes	Projection
38mm	8g	4	75mm
51mm	8g	4	78mm
63mm	8g	4	80mm

diameter poles

- ◆ Brackets supplied with Metal fixing Plate

## 68 FLAT BRACKET - BEECH

## 68A FLAT BRACKET - ASH

Stock Unit EACH

Available for	Woodscrew gauge	No. of fixing holes	Projection	Dimensions
25mm	8g	2	77mm	155mm x 25mm
38mm	8g	2	65mm	155mm x 25mm
51mm	8g	2	65mm	155mm x 25mm
63mm	8g	2	65mm	165mm x 25mm

diameter poles



## 81 EXTENDABLE CUP BRACKET - BEECH

## 81A EXTENDABLE CUP BRACKET - ASH

Stock Unit EACH

Available for	Woodscrew gauge	No. of fixing holes	Base diameter
38mm	8g	4	70mm
51mm	8g	4	80mm
63mm	8g	4	90mm

diameter poles

- ◆ Extends from 95mm to 200mm
- ◆ Brackets supplied with Metal fixing Plate
- ◆ Easy to adjust. Decide on your desired extension, and simply cut the dowel to suit.
- ◆ Base holds 50mm of dowel and includes nipping screw hole

## 969 ROUND WOODEN RECESS SOCKET - BEECH

## 969A ROUND WOODEN RECESS SOCKET - ASH

Stock Unit EACH

Available for	Woodscrew gauge	No. of fixing holes	Flange diameter
25mm	8g	3	73mm
63mm	8g	3	106mm
76mm	8g	3	123mm

diameter poles

## 86 BLACK IRON SQUARE "POLE" BRACKET

Stock Unit EACH

Available for	Woodscrew gauge	No. of fixing holes	Projection
51mm square "pole" ONLY	10g	2	40mm

- ◆ Hand Made



# IMPROVED WOOD SOCKETS

- ◆ For 38mm and 51mm poles ONLY
- ◆ ALL Wood Sockets can be Stained, Painted or Gilded
- ◆ Over 70 STANDARD stains and paints
- ◆ Available in ASH or BEECH

968 ROUND "OPEN" RECESS SOCKET - BEECH

968A ROUND "OPEN" RECESS SOCKET - ASH

Stock Unit EACH

- ◆ Available for 38mm and 51mm diameter poles ONLY
- ◆ Sockets supplied with Metal fixing plate
- ◆ Concealed fixing - no unsightly flange

969 ROUND "CLOSED" RECESS SOCKET - BEECH

969A ROUND "CLOSED" RECESS SOCKET - ASH

Stock Unit EACH

- ◆ Available for 38mm and 51mm diameter poles ONLY
- ◆ Sockets supplied with Metal fixing plate
- ◆ Concealed fixing - no unsightly flange



Shown ACTUAL size

38mm Improved Wood Socket in Cross Section, showing how the pole fits into the socket and backplate

Socket Depth - 34mm

Baseplate Depth - 23mm



Shown ACTUAL size

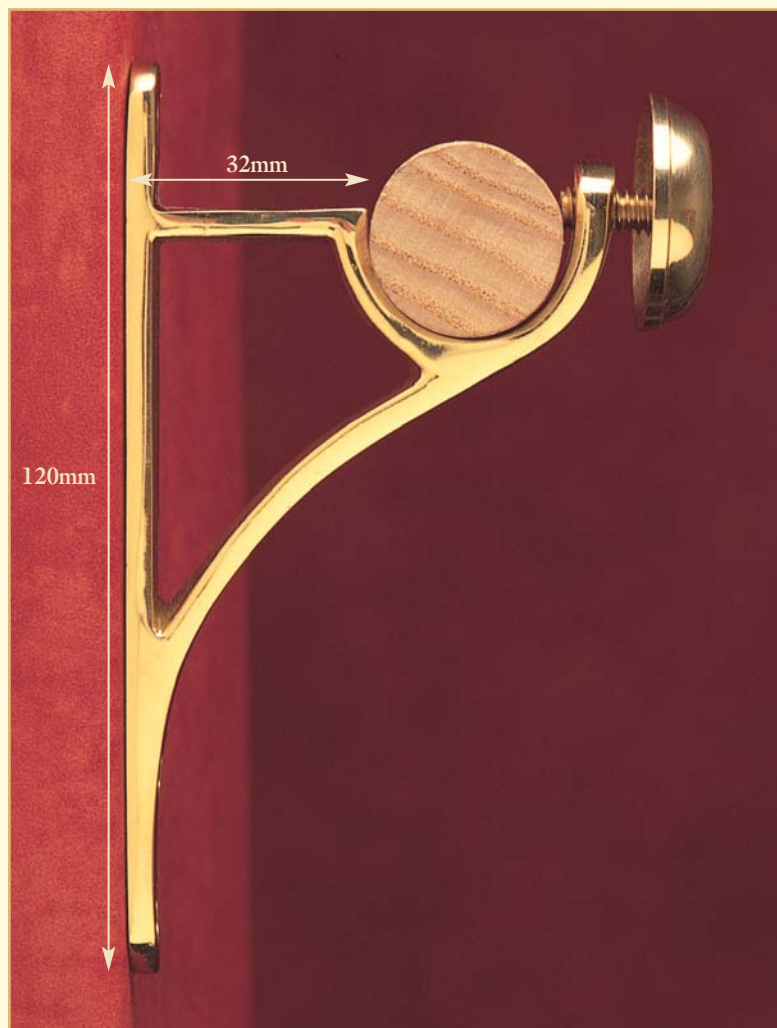
51mm Improved Wood Socket in Cross Section, showing how the pole fits into the socket and backplate

Socket Depth - 34mm

Baseplate Depth - 23mm

# BRASS CORNICIE POLE BRACKETS - 19mm (3/4") and 25mm (1")

PROJECTION is from WALL to BACK of POLE



## 19mm (3/4") BRASS END BRACKET (not shown)

25mm projection x 95mm length x 10mm width

## 25mm (1") BRASS END BRACKET

32mm Projection x 120mm length x 15mm width  
Bracket shown ACTUAL SIZE

- ◆ All Brass Brackets can be finished in Burnished, Antique, Distressed, Light or Dark Bronze, Gun Metal, Armour Bright, Satin or Polished Chrome; Satin or Polished Copper; Satin, Polished or Black Nickel; and can be Painted or Gilded



CLASSIC, elegantly styled Brass or Wood Cornice Pole End Brackets - supplied with fixing screws suitable for masonry

Traditional and with GRACEFUL SMOOTH clean lines, our Brass Brackets are supplied POLISHED and LACQUERED

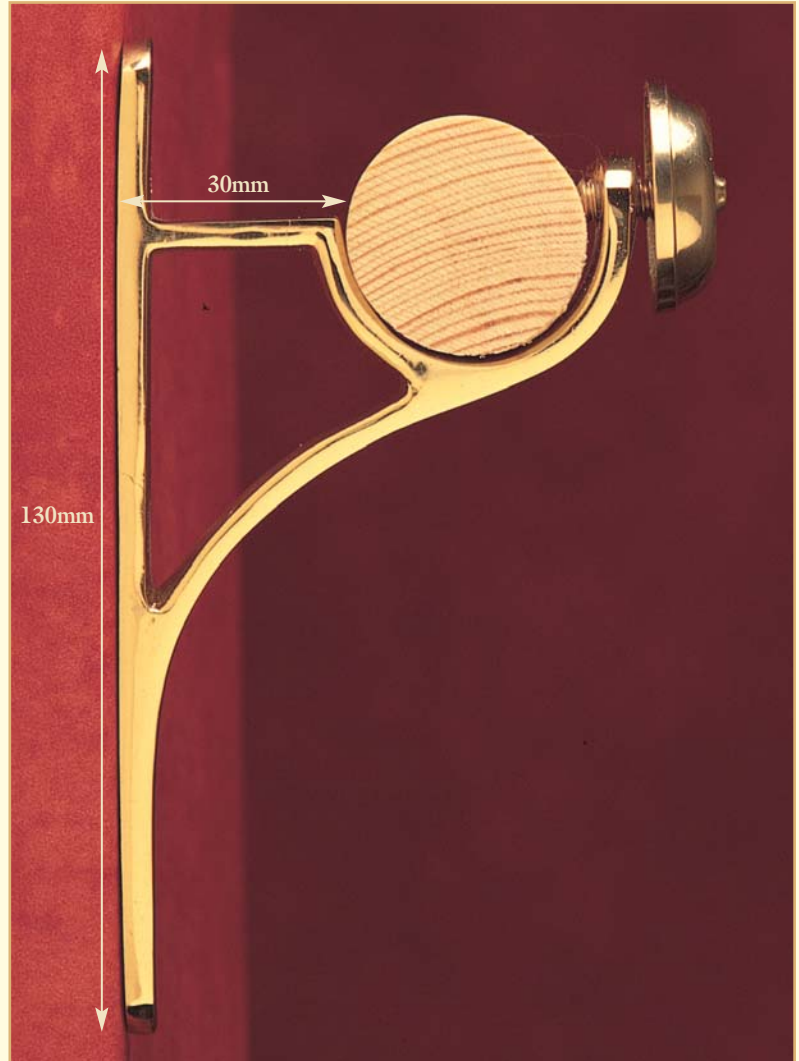
With DELICATE ribbing and attractive front BUTTON, the Wooden Cup bracket can be beautifully enhanced with subtle highlighting

# BRASS CORNICE POLE BRACKETS - 32mm (1¼")

PROJECTION is from WALL to BACK of POLE

## 32mm (1¼") BRASS END BRACKET

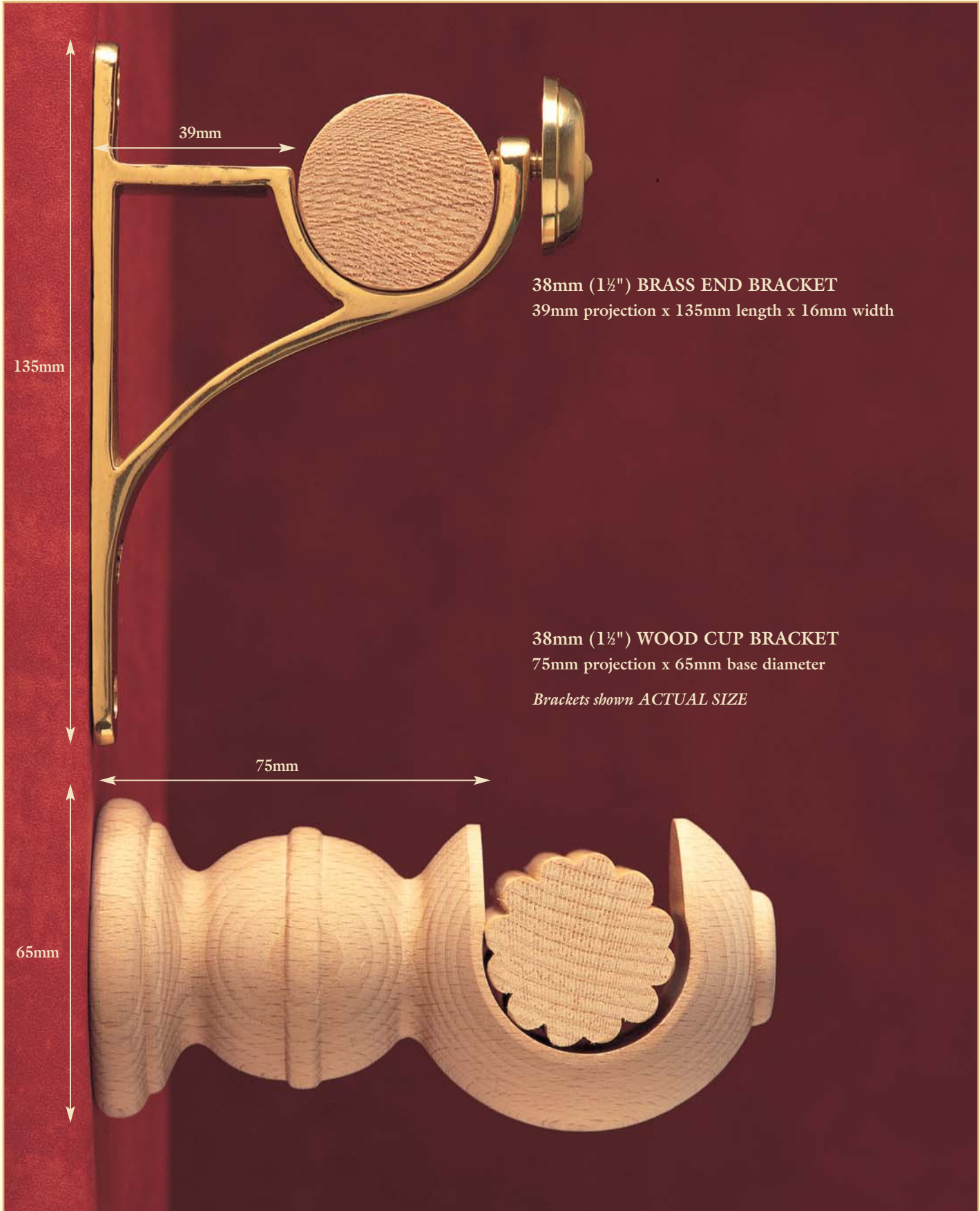
30mm Projection x 130mm length x 16mm width  
Bracket shown ACTUAL SIZE



- ◆ All Brass Brackets can be finished in Burnished, Antique, Distressed, Light or Dark Bronze, Gun Metal, Armour Bright, Satin or Polished Chrome; Satin or Polished Copper; Satin, Polished or Black Nickel; and can be Painted or Gilded

# WOOD and BRASS CORNICE POLE BRACKETS - 38mm (1½")

PROJECTION is from WALL to BACK of POLE



38mm (1½") BRASS END BRACKET  
39mm projection x 135mm length x 16mm width

38mm (1½") WOOD CUP BRACKET  
75mm projection x 65mm base diameter

*Brackets shown ACTUAL SIZE*

# BRASS CORNICE POLE BRACKET - EXTRA PROJECTION 38mm (1½")

PROJECTION is from WALL to BACK of POLE



38mm EXTRA PROJECTION BRASS END BRACKET  
61mm projection x 165mm length x 16mm wide

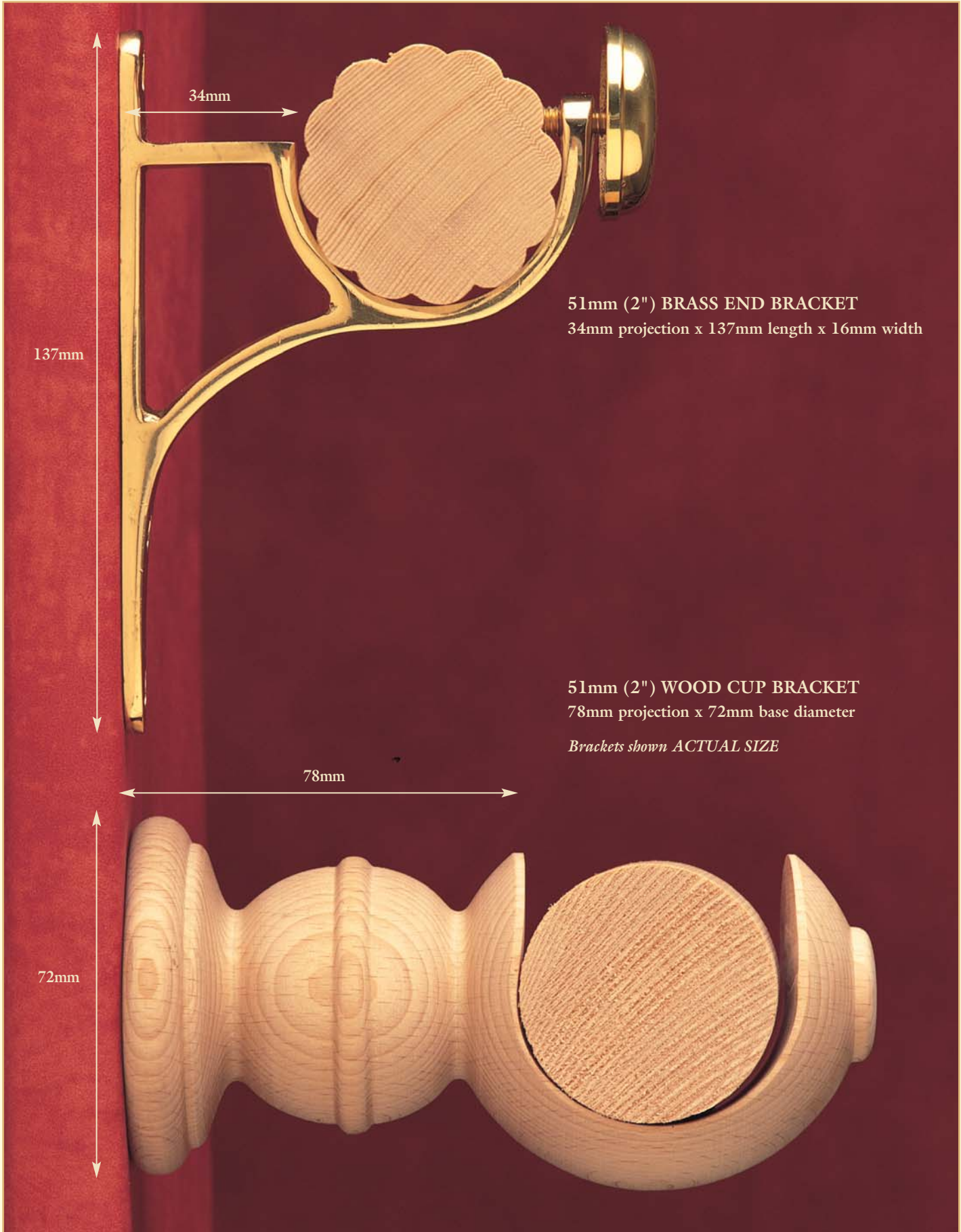
*Brackets shown ACTUAL SIZE*

- ◆ All Brass Brackets can be finished in Burnished, Antique, Distressed, Light or Dark Bronze, Gun Metal, Armour Bright, Satin or Polished Chrome; Satin or Polished Copper; Satin, Polished or Black Nickel; and can be Painted or Gilded

# WOOD and BRASS CORNICE POLE BRACKETS

51mm (2")

PROJECTION is from WALL to BACK of POLE



51mm (2") BRASS END BRACKET  
34mm projection x 137mm length x 16mm width

51mm (2") WOOD CUP BRACKET  
78mm projection x 72mm base diameter

Brackets shown ACTUAL SIZE

# BRASS CORNICE POLE BRACKET - EXTRA PROJECTION 51mm (2")

PROJECTION is from WALL to BACK of POLE




- ◆ All Brass Brackets can be finished in Burnished, Antique, Distressed, Light or Dark Bronze, Gun Metal, Armour Bright, Satin or Polished Chrome; Satin or Polished Copper; Satin, Polished or Black Nickel; and can be Painted or Gilded

# BRASS CORNICE POLE BRACKET

63mm (2½")

PROJECTION is from WALL to BACK of POLE



- ◆ All Brass Brackets can be finished in Burnished, Antique, Distressed, Light or Dark Bronze, Gun Metal, Armour Bright, Satin or Polished Chrome; Satin or Polished Copper; Satin, Polished or Black Nickel; and can be Painted or Gilded



# WOOD CORNICE POLE BRACKET

63mm (2½")


PROJECTION is from WALL to BACK of POLE



# BRASS CORNICE POLE BRACKET

76mm (3")

PROJECTION is from WALL to BACK of POLE




76mm (3") BRASS END BRACKET  
49mm projection x 180mm length x 20mm width

*Bracket shown ACTUAL SIZE*

- ◆ All Brass Brackets can be finished in Burnished, Antique, Distressed, Light or Dark Bronze, Gun Metal, Armour Bright, Satin or Polished Chrome; Satin or Polished Copper; Satin, Polished or Black Nickel; and can be Painted or Gilded

# *BRASS BRACKETS - END "CUP" BRACKET & END OVERCLIP "GRAB" BRACKET*

- ◆ NOT TO SCALE
- ◆ Detail comparison shot showing the MAIN difference between an End bracket and an End Overclip bracket
- ◆ The End bracket "CUPS" the pole from UNDERNEATH
- ◆ The End Overclip bracket "GRABS" the pole from the TOP



- ◆ If TOP fixing, we can convert our 196 Ring Brackets to accommodate our railway poles with gliders, ensuring that the gliders and overlap arms pass smoothly without interference
- ◆ The pole is held securely in place by a small grub screw



# BRASS BRACKETS - OVERCLIP

- ◆ All Brackets are SOLID BRASS, POLISHED and LACQUERED
- ◆ All Brass Brackets can be finished in Burnished, Antique, Distressed, Light or Dark Bronze, Gun Metal, Armour Bright, Satin or Polished Chrome; Satin or Polished Copper; Satin, Polished or Black Nickel; and can be Painted or Gilded
- ◆ SPECIFICALLY designed for use on Wood or Brass Railway poles
- ◆ "Claw" fits over pole. Bracket aperture opened or closed by turning of "thumbscrew"



## 721 OVERCLIP END BRACKET

Stock Unit EACH

Available for	Woodscrew gauge	No. of fixing holes	Projection	Dimensions L x W
38mm	8g	3	39mm	155mm x 16mm
51mm	8g	3	34mm	162mm x 16mm
63mm	8g	3	47mm	170mm x 16.5mm

diameter poles

- ◆ Can be used as an alternative support to the No. 94 on Brass or Wood Railway Poles



## 1721 OVERCLIP CENTRE BRACKET

Stock Unit EACH

Available for	Woodscrew gauge	No. of fixing holes	Projection	Dimensions L x W
38mm	8g	3	39mm	84mm x 45mm
51mm	8g	4	34mm	101mm x 50mm
63mm	8g	4	47mm	101mm x 50mm
76mm	8g	4	49mm	101mm x 50mm

diameter poles

- ◆ Specifically designed as a centre support on Wood or Brass Railway poles
- ◆ Allows uninterrupted running of the gliders

The MINIMUM opening required on a Overclip Centre Bracket to insert the pole is

38mm - 18mm

51mm - 24mm

63mm - 26mm

76mm - 20mm



## 098xxOC EXTRA PROJECTION OVERCLIP CENTRE BRACKET

Stock Unit EACH

Available for	Woodscrew gauge	No. of fixing holes	Projection	Dimensions L x W
38mm	8g	3	61mm	84mm x 45mm
51mm	8g	3	57mm	101mm x 50mm

diameter poles

- ◆ Specifically designed as a centre support on Wood or Brass Railway poles
- ◆ Allows uninterrupted running of the gliders

# BRASS BRACKETS - OVERCLIP

- ◆ All Brackets are SOLID BRASS, POLISHED and LACQUERED
- ◆ All Brass Brackets can be finished in Burnished, Antique, Distressed, Light or Dark Bronze, Gun Metal, Armour Bright, Satin or Polished Chrome; Satin or Polished Copper; Satin, Polished or Black Nickel; and can be Painted or Gilded
- ◆ SPECIFICALLY designed for use on Wood or Brass Railway poles
- ◆ "Claw" fits over pole. Bracket aperture opened or closed by turning of "thumbscrew"
- ◆ Easy to adjust. Simply loosen retaining screw and EXTEND to desired position and re-tighten screws

## 721EXT EXTENDABLE OVERCLIP END BRACKET

Stock Unit EACH

Available for	Woodscrew gauge	No. of fixing holes
38mm	10g	4
51mm	10g	4
63mm	10g	4

diameter poles

- ◆ Backplate dimensions 168mm x 20mm
- ◆ Extends from 100mm to 150mm
- ◆ Can be used as an alternative support to the no.54 on Brass or Wood Railway Poles



## 1721EXT EXTENDABLE OVERCLIP CENTRE BRACKET

Stock Unit EACH

Available for	Woodscrew gauge	No. of fixing holes
38mm	10g	4
51mm	10g	4
63mm	10g	4

diameter poles

- ◆ Backplate dimensions 102mm x 52mm
- ◆ Extends from 100mm to 150mm
- ◆ Specifically designed as a centre support on Wood or Brass Railway poles
- ◆ Allows uninterrupted running of the gliders



- ◆ BESPOKE Double Overclip brackets can be made to your specification



# BRASS RING BRACKETS and SOCKETS

- ◆ All Brass Ring Brackets and Sockets are SOLID BRASS, POLISHED and LACQUERED
- ◆ All Brass Sockets can be finished in Burnished, Antique, Distressed, Light or Dark Bronze, Gun Metal, Armour Bright, Satin or Polished Chrome; Satin or Polished Copper; Satin, Polished or Black Nickel; and can be Painted or Gilded



880 Concealed Recess Socket  
in Cross Section, showing how the  
pole fits into the socket

979 Flanged Recess Socket  
in Cross Section, showing how the  
pole fits into the socket

980 Flanged Recess Socket  
in Cross Section, showing how the  
pole fits into the socket

# BRASS RING BRACKETS *and* SOCKETS

- ◆ All Brass Ring Brackets and Sockets are SOLID BRASS, POLISHED and LACQUERED
- ◆ All Brass Sockets can be finished in Burnished, Antique, Distressed, Light or Dark Bronze, Gun Metal, Armour Bright, Satin or Polished Chrome; Satin or Polished Copper; Satin, Polished or Black Nickel; and can be Painted or Gilded

## 196 TOP or FACE FIX RING CENTRE BRACKET

Stock Unit EACH

Available for	Woodscrew gauge	Projection	Base diameter
25mm	8g	29mm	57mm
32mm	8g	31mm	61mm
38mm	8g	31mm	61mm
51mm	10g	45mm	64mm
63mm	10g	41mm	75mm
76mm	10g	42mm	75mm

diameter poles

## 980 FLANGED RECESS SOCKET - UNSCREWS

Stock Unit EACH

Available for	Woodscrew gauge	Flange diameter	OVERALL depth of socket - A	INSIDE depth of socket - B
25mm	8g	52mm	30mm	16mm
32mm	8g	61mm	32mm	20mm
38mm	8g	75mm	35mm	22mm
51mm	10g	90mm	35mm	23mm
63mm	10g	102mm	36mm	23mm
76mm	10g	127mm	51mm	35mm

diameter poles

- ◆ End Unscrews - Female part fits over pole and screws onto male
- ◆ For ease of fixing use a 979 socket with a 980 socket

## 880 RECESS SOCKET

Stock Unit EACH

Available for	Woodscrew gauge	Flange diameter	OVERALL depth of socket - A	INSIDE depth of socket - B
25mm	8g	42mm	36mm	34mm
38mm	8g	51mm	37mm	34mm
51mm	8g	67mm	37mm	34mm
63mm	10g	81mm	44mm	38mm
76mm	10g	93mm	55mm	37mm

diameter poles

- ◆ End Unscrews - Female part fits over pole and screws onto male
- ◆ Concealed fixing - fixing holes are internal
- ◆ Attractive Ribbed design
- ◆ Includes Brass eyelet for retention of last curtain hook

## 855 TOP FIX or FACE FIX RING CENTRE BRACKET

Stock Unit EACH

## 102 TOP FIX or FACE FIX END BRACKET

Stock Unit EACH

Available for	Woodscrew gauge	Projection	Base dimensions
10mm	6g	57mm	42 x 16
13mm	6g	55mm	42 x 16
15mm	6g	54mm	42 x 16
19mm	6g	53mm	42 x 16
25mm	8g	53mm	42 x 16
32mm	8g	50mm	47mm dia
38mm	8g	52mm	47mm dia

diameter poles

- ◆ Closed end
- ◆ Also ideal for use with Brass Cased or Chrome Plated Cased Steel Tubing (See page H18)
- ◆ 10mm to 25mm Brackets have rectangular base (See page H18)
- ◆ Also known as Towel Rail Bracket

## 55xx DECORATIVE CUP RECESS SOCKET

Stock Unit EACH

Available for	Woodscrew gauge	Flange diameter	OVERALL depth of socket	INSIDE depth of socket	
5559	38mm	8g	78mm	42mm	24mm
5560	51mm	8g	87mm	43mm	28mm
5561	63mm	8g	110mm	51mm	33mm

diameter poles

## 979 FLANGED RECESS SOCKET - FIXED

Stock Unit EACH

Available for	Woodscrew gauge	Flange diameter	OVERALL depth of socket - A	INSIDE depth of socket - B
25mm	8g	52mm	30mm	30mm
32mm	8g	61mm	32mm	32mm
38mm	8g	75mm	35mm	35mm
51mm	10g	90mm	35mm	35mm
63mm	10g	102mm	36mm	36mm
76mm	10g	127mm	51mm	51mm

diameter poles

- ◆ End fixed
- ◆ For ease of fixing use a 980 socket with a 979 socket

Dimensions given are in mm and are approximate

# INVISIBLE POLE SUPPORTS

- ◆ All Brass Invisible Supports can be finished in Burnished, Antique, Distressed, Light or Dark Bronze, Gun Metal, Armour Bright, Satin or Polished Chrome; Satin or Polished Copper; Satin, Polished or Black Nickel; and can be Painted or Gilded
- ◆ Support is "invisible"





## 144 INVISIBLE POLE SUPPORT BRACKET

Stock Unit PAIR or EACH

	Woodscrew gauge	Projection	Dimension
Keep	8g		65 x 16mm
Support Arm	10g	45mm	116 x 25mm

- ◆ Solid Brass Keep, White Enamelled Steel Support Arm
- ◆ Brass Keep fixes to back of pole, Support fixes to the wall
- ◆ Bracket is "invisible"
- ◆ Universal - fits all diameter poles 38mm and above



## 143 INVISIBLE CENTRE SUPPORT for use with 144 INVISIBLE SUPPORT

Stock Unit EACH

Woodscrew gauge	No. of Fixing Holes
8g	4

- ◆ By using the Brass Keep the projection is the same as the 144 Invisible Support
- ◆ Back plate dimensions - 110mm x 32mm
- ◆ Universal - fits all diameter poles 38mm and above - MUST be used in conjunction with the 144 Invisible Support
- ◆ Brass Keep fixes to the back of the pole, Support fixes to the wall

## IS461 INVISIBLE CENTRE SUPPORT for use with 61 WOOD BRACKETS

Stock Unit EACH

	For use with	Woodscrew gauge	No. of Fixing Holes
IS46138	38mm 61 Wood Bracket	10g	4
IS46151	51mm 61 Wood Bracket	10g	4
IS46163	63mm 61 Wood Bracket	10g	4

- ◆ By using the Brass Keep the projection is the same as the 61 Wood Bracket
- ◆ Back plate dimensions - 100mm x 50mm
- ◆ Ideal for use on Wooden railway poles when using wood Cup Brackets

## IS494 INVISIBLE CENTRE SUPPORT for use with 94 BRASS BRACKETS

Stock Unit EACH

	For use with	Woodscrew gauge	No. of Fixing Holes
IS49438	38mm 94 Brass Bracket	10g	4
IS49451	51mm 94 Brass Bracket	10g	4
IS49463	63mm 94 Brass Bracket	10g	4

- ◆ By using the Brass Keep the projection is the same as the 94 Brass Bracket
- ◆ Back plate dimensions - 100mm x 50mm



# BRASS BRACKETS - PASS OVER & STRAP BRACKETS

- ◆ All Brackets and "C" Rings are SOLID BRASS, POLISHED and LACQUERED
- ◆ All Brass Bracket and "C" Rings can be finished in Burnished, Antique, Distressed, Light or Dark Bronze, Gun Metal, Armour Bright, Satin or Polished Chrome; Satin or Polished Copper; Satin, Polished or Black Nickel; and can be Painted or Gilded

## BRASS "C" RINGS & PASS OVER BRACKETS

- ◆ Specifically designed for use on Bay Windows where extra supports are needed for one pair of curtains
- ◆ Bracket designed to allow ring to "pass over" support without being impeded
- ◆ "C" Ring has a neat cut away section allowing it to pass smoothly and uninterrupted over support
- ◆ Available for use on 38mm, 51mm and 63mm Poles ONLY



## 1494PO PASS OVER BRACKET

Stock Unit	EACH	Available for	Woodscrew gauge	No. of fixing holes	Projection	Dimensions L x W
		38mm	8	3	39mm	84mm x 45mm
		51mm	8	4	34mm	101mm x 50mm
		63mm	8	4	47mm	101mm x 50mm

diameter poles



## 5866C SOLID BRASS "C" RINGS

Stock Unit	EACH	Dimensions	Suitable for
		8mm Wall Thickness - Solid	
586651C		67mm x 51mm	38mm (1½") pole
586663C		79mm x 63mm	51mm (2") pole
586676C		88mm x 77mm	63mm (2½") pole

## 96 STRAP BRACKET

Stock Unit	EACH	Available for	Woodscrew gauge
		38mm	8g
		51mm	8g
		63mm	10g
		76mm	10g

diameter poles

- ◆ Solid Brass Polished and Lacquered
- ◆ Pole support for use with a wooden lath/pelmet board
- ◆ Bracket fixes to top of Lath
- ◆ Can be used as an extra decorative window treatment for Dress Curtains or Working Curtains



# *Bespoke* **BRASS BRACKETS - BESPOKE FABRICATIONS**

- ◆ All Brass Bespoke Brackets can be finished in Burnished, Antique, Distressed, Light or Dark Bronze, Gun Metal, Armour Bright, Satin or Polished Chrome; Satin or Polished Copper; Satin, Polished or Black Nickel; and can be Painted or Gilded
- ◆ BRASS and IRON Brackets can be made to your specific requirements  
(Drawings are requested to avoid misinterpretations)
- ◆ We have the facilities within our FULLY equipped workshop to manufacture brackets to cater for any window situation
- ◆ PROJECTIONS and BACKPLATES can be altered
- ◆ DOUBLE POLE or UPLIFT brackets can be fabricated to your specification
- ◆ Below is a small selection of BESPOKE Brass Brackets



*Brass Uplift Bracket*



*Brass Uplift Bracket*



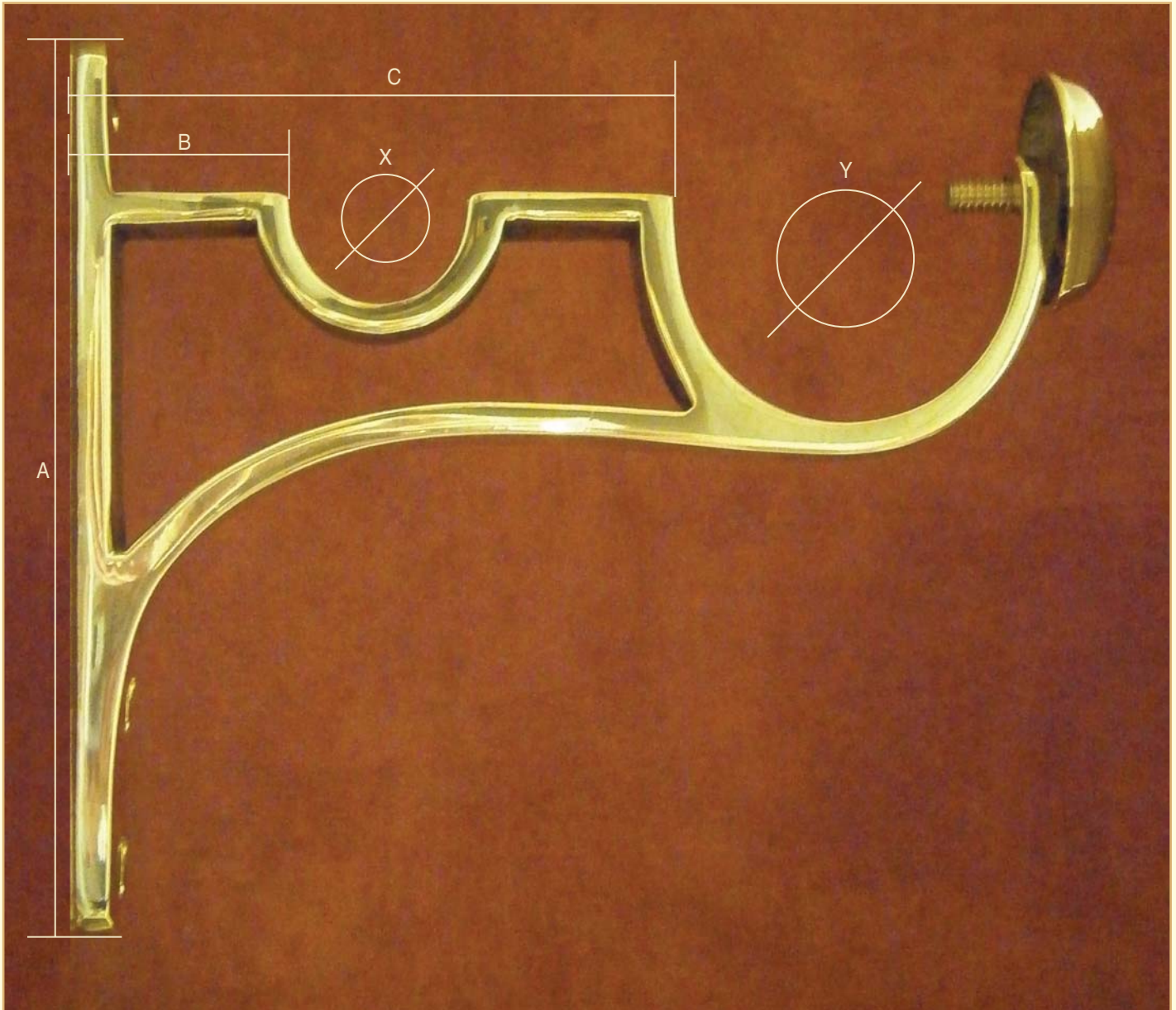
*Brass Double Pole Bracket*



*Brass Double Pole Uplift Brackets*

# BRASS BRACKETS - BESPOKE FABRICATIONS

- ◆ All Brass Bespoke Brackets can be finished in Burnished, Antique, Distressed, Light or Dark Bronze, Gun Metal, Armour Bright, Satin or Polished Chrome; Satin or Polished Copper; Satin, Polished or Black Nickel; and can be Painted or Gilded
- ◆ BRASS and IRON Brackets can be made to your specific requirements  
(Drawings are requested to avoid misinterpretations)
- ◆ We have the facilities within our FULLY equipped workshop to manufacture brackets to cater for any window situation
- ◆ PROJECTIONS and BACKPLATES can be altered
- ◆ DOUBLE POLE or UPLIFT brackets can be fabricated to your specification



In order for us to fabricate a bespoke Double Pole End Bracket, the following information MUST be submitted:-

A – length of backplate

B – Distance from WALL to BACK of back pole

C – Distance from WALL to BACK of front pole

X – Diameter of back pole

Y – Diameter of front pole

Double Pole Centre Brackets will be supplied with a HORIZONTAL backplate

